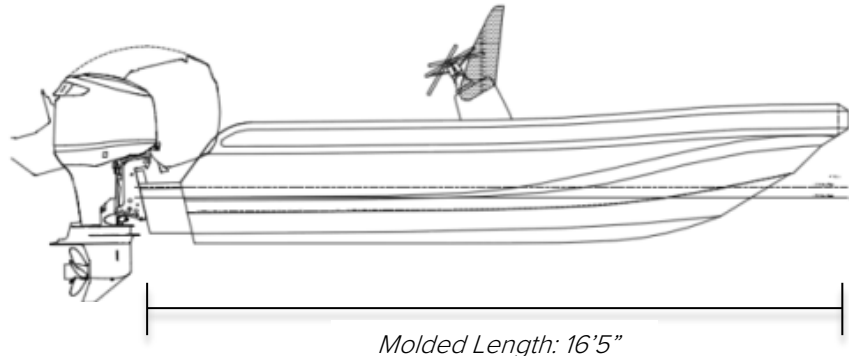


SEABLADE 16.5



PERFORMANCE:

Speed Maximum (Light Load).....+35 mph
 Cruise Speed:..... 15 mph

GENERAL DIMENSIONS:

Trailer-Able Length 18'8" (5.7 m)
 Molded LOA..... 16'5" (5.0 m)
 Beam Overall 6'10" (2.1 m)
 Draft (w/ motor) 2'5" (.76 m)
 Displacement at Light Ship 1,500 lbs. (680 kg)
 Displacement at Full Load 2,400 lbs. (1,089 kg)

CONSTRUCTION:

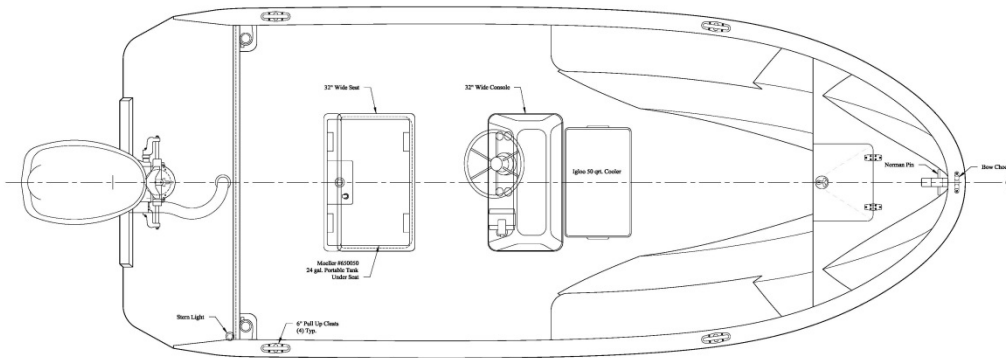
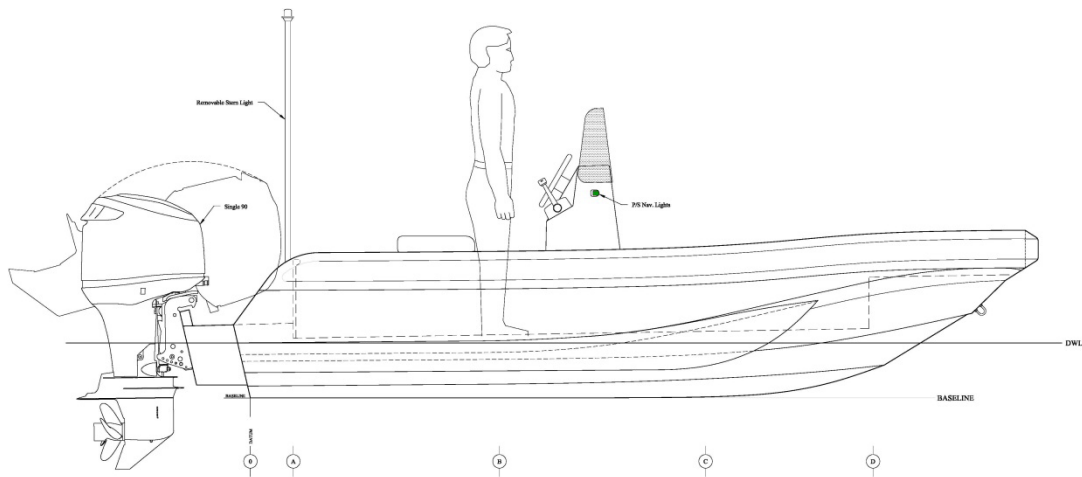
Material Hull and Deck Fiberglass

PROPULSION AND AUXILIARIES:

Main engines: Single or Twin Outboards, up to 120 HP

TANK CAPACITIES:

Fuel (Standard) 24 US gallons (91 Liters)



Contact:
 Christian Bradley
 Navatek Boat Builders
 PO Box 29816
 Honolulu, HI 96820
 Tel: (808) 349-9587
 Email: cbradley@navatekltd.com
 Website: www.navatekboatbuilders.com



Navatek ship hull forms and products are covered by multiple patents and trademarks. Visit: www.navatekltd.com/patents.html
 Revised (5/30/14)